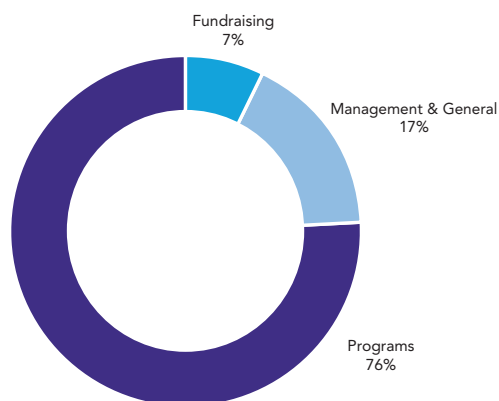


2024 FINANCIALS

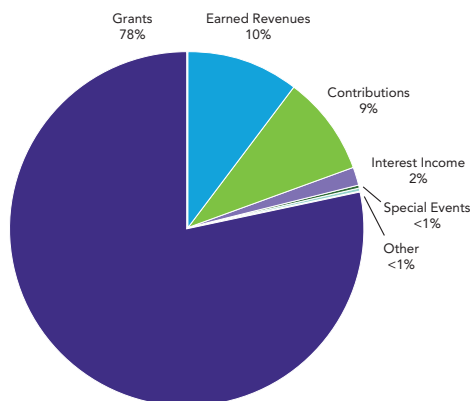
VIEW THE FULL REPORT AT WWW.MI-COMMUNITY.ORG/2024-ANNUAL-REPORT



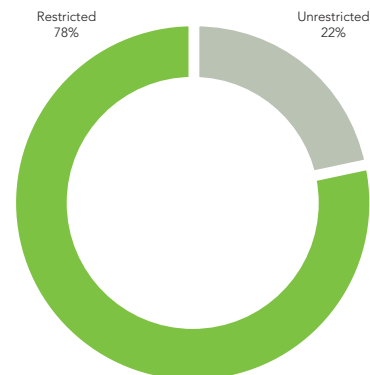
2024 EXPENSES



2024 INCOME



RESTRICTED VS. UNRESTRICTED



Statement of Financial Position Comparison

	DECEMBER 31,	
	2024	2023
ASSETS		
Current Assets		
Cash	\$ 943,312	\$ 1,165,599
Grants receivable - current	867,613	988,243
Prepaid expense	43,330	41,673
Total current assets	1,854,255	2,195,515
Grants Receivable - net of current portion	191,296	167,350
Property and Equipment, net	10,623	11,158
TOTAL ASSETS	\$ 2,056,174	\$ 2,374,023
LIABILITIES AND NET ASSETS		
Current Liabilities		
Accounts payable	\$ 2,642	\$ 5,361
Accrued expenses	63,810	44,125
Deferred revenue	2,618	13,759
Total current liabilities	69,070	63,245
Net Assets		
Without donor restrictions	765,437	957,623
With donor restrictions	1,221,667	1,353,155
Total net assets	1,987,104	2,310,778
TOTAL LIABILITIES AND NET ASSETS	\$ 2,056,174	\$ 2,374,023

Statements of Activities

For the year ended 12/31/24 (With comparative totals for year ended 12/31/23)

	2024	2023
REVENUES AND SUPPORT		
Grants	\$ 1,008,946	\$ 1,185,122
Contributions	116,064	107,696
Earned revenues	134,891	217,801
Interest income	22,099	21,908
Special events	5,635	5,910
Other	1,101	-
TOTAL REVENUES AND SUPPORT	\$ 1,288,736	\$ 1,538,437
EXPENSES		
Program services	1,218,416	1,139,396
Management and general	276,775	310,858
Fundraising	117,219	127,822
TOTAL EXPENSES	\$ 1,612,410	\$ 1,578,076
Change in net assets	(323,674)	(39,639)
Net assets, beginning of year	2,310,778	2,350,417
Net assets, end of year	\$ 1,987,104	\$ 2,310,778